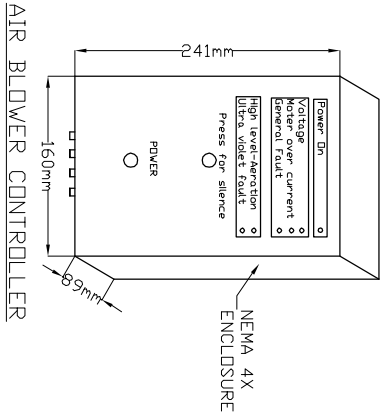
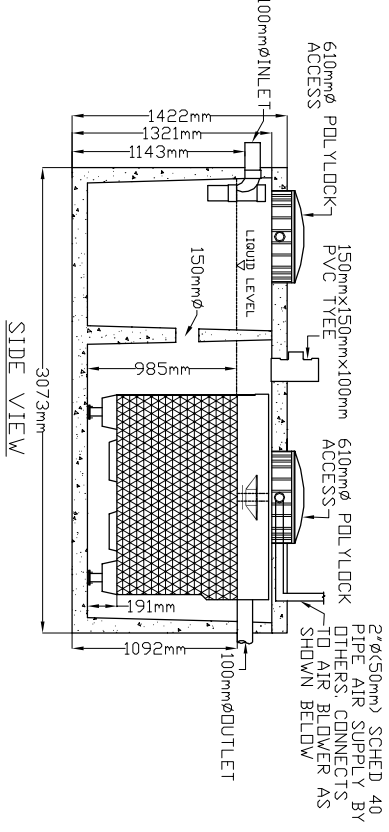


LID TOP VIEW

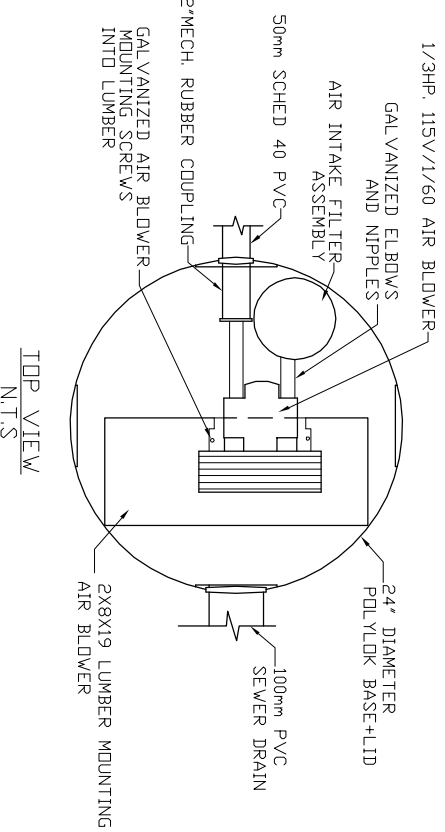


AIR BLOWER CONTROLLER
N.T.S.

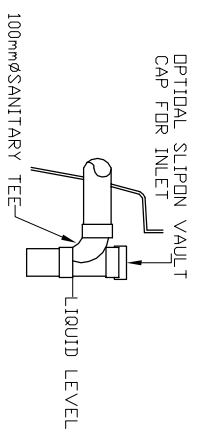


SIDE VIEW

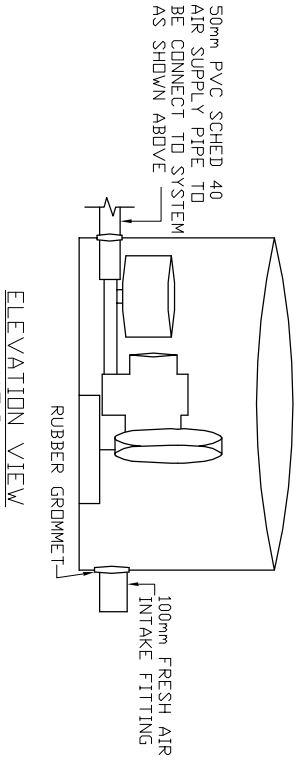
AIR BLOWER INGROUND VAULT



TOP VIEW
N.T.S.



INLET DETAIL
N.T.S.



ELEVATION VIEW
N.T.S.

MICROFAST® 0.5
TANK MANUFACTURED BY FRASERWAY PRECAST LTD

SYSTEM IS DELIVERED FACTORY PRE-ASSEMBLED

1. CONCRETE TANK MANUFACTURERS MODEL NO: 1000-1PC-2CH REFER TO MANUFACTURERS SPECIFICATION FOR TANK AND BURIAL INSTALLATION GUIDELINES

2. OPERATING CONDITION
1,900 LITRES (500 us gals) (416 imp gals) PER DAY OF DOMESTIC RESIDENTIAL SEWAGE

3. INFLUENT
BDD = 250 mg/l
TSS = 250 mg/l
FATS, OIL GREASES = 35 mg/l

4. EFFLUENT (capabilities)
BDD = 10 mg/l
TSS = 10 mg/l
TOTAL NITROGEN = 70% Reduction

5. VOLUMETRIC CAPACITY
1ST CHAMBER 1,514 LITRES
2ND CHAMBER 3,028 LITRES

6. DRY SHIPPING WEIGHT 3,402 kg

7. BURIAL DEPTH MAXIMUM EARTH COVER (ND CLAY) 610mm

8. FOR INSTALLATION, REFER TO CSA B66, BC SEWAGE SYSTEM STANDARD PRACTICE MANUAL AND INSTALLATION GUIDELINES PUBLISHED BY PINNACLE ENVIRONMENTAL TECHNOLOGIES INC.

9. DIMENSIONS in mm.

10. INLET AND OUTLET ACCEPT 100mm S/D COUPLING

11. EXTENSION FOR SERVICE ACCESS HATCHES AVAILABLE ON REQUEST.

12. MAXIMUM EARTH COVER AS MEASURED FROM TANK TOP CENTRE LINE (NOT INCLUDING RISERS) IS 610mm.

13. FOR HIGH WATER TABLE INSTALLATION CONTACT PINNACLE PRIOR TO ORDERING.

14. FOR VEHICLE TRAFFIC CONTACT PINNACLE PRIOR TO ORDERING.



Pinnacle Environmental Technologies Inc.
Mailing Add: P.O. Box 12112
Langley, BC, V3A 9J
Ph: 604-514-7555 Fx: 604-514-7595
Email: info@peti.ca
WebSite: www.peti.ca

Project Title/Description
MicroFAST 0.5

Drawn By: S. Mann
Scale: 1:50
Date: 12.Oct.2011

Drawing No:	FWP MCF 0.5-2-01
Revision No:	0
Sheet No:	1 of 1